



RegEd/IRI Annuities Training Platform Self-Registration, Login, and Course Ordering Instructions

Please visit <https://secure.reged.com/TrainingPlatform/> and follow the instructions below to login for Security Benefit annuity product training.

- 1) Upon your first visit to the RegEd/IRI Annuities Training Platform, you'll need to self-register on the site. In order to do so, use the Sign up button in the upper right hand corner of the page.



- 2) Follow the on-screen instructions to complete the required self-registration questions indicated by the red asterisk, accept the Terms of Service, and select the Register button (see next page). You are now registered on the site and can complete Security Benefit annuity product training that has been assigned.


RegEd


Self Registration

Login Information

The security questions / answers are required to help you reset your password, if you forget your password.

*Login Email: **Will be used as Login Name and Contact Email**

*Password: (Passwords must be at least 8 characters, and contain at least 2 alphabetic characters and 2 numbers)

*Verify Password:

*Security Question 1: *Answer:

*Security Question 2: *Answer:

*Security Question 3: *Answer:

(You must select 3 different questions and provide 3 different answers which do not match your password.)

Identifying Information

We require your Social Security Number and Date of Birth to process your CE as per state requirements.

Prefix:

*First Name: *Last Name: MI: Sfx:

*Social Security #: -- *Date of Birth: --

*National Producer Number(NPN):

Business Address

*Address Line 1:

Address Line 2:

*City: *State: *Zip:

*Phone: Ext:

Fax:


Shipping Information

We require your shipping address to send you your certificates as per state requirements.

Same as Business Address I want to enter different Shipping Information

Terms of Service

I accept the [Terms of Service](#) and site usage requirements



2011-02-24
ABOUT SSL CERTIFICATES

© 2011 StoneRiver, Inc. All rights reserved. StoneRiver is a trademark of StoneRiver, Inc. - Version: 2.7.8

Note: If you do not know your NPN number, please do the following:
Click on the “Find NPN” button shown on the registration screen (see below).

Identifying Information

We require your Social Security Number and Date of Birth to process your CE as per state requirements.

Prefix:

*First Name: *Last Name: MI: Sfx:

*Social Security #: -- *Date of Birth: --

*National Producer Number(NPN):



Complete any of the 3 search options below for obtaining your NPN number.

NPN Search	
Individual	SSN: <input type="text"/> <input type="text"/> <input type="text"/>
	Last Name: <input type="text"/>
	<input type="button" value="Reset"/> <input type="button" value="Submit Query"/>
License	License #: <input type="text"/> State: <input type="text"/>
	<input type="button" value="Reset"/> <input type="button" value="Submit Query"/>
Agency	FEIN: <input type="text"/>
	<input type="button" value="Reset"/> <input type="button" value="Submit Query"/>

- 3) In order to login for annuity training on future visits to the Annuities Training Platform, visit <https://secure.reged.com/TrainingPlatform/> and enter the login name and password you defined during self-registration.

For producers in the states of Iowa and Colorado, the producer must complete the State Suitability Training, listed on the left-hand menu bar below. It is a 4 hour Continuing Education course only required in Iowa and Colorado at this time.

Additionally, from the menu bar on the left below, select the appropriate box titled Security Benefit Annuity Product Training (as shown below with the purple box). Once you select the box, a drop down box will display containing the required courses by Security Benefit. The first two courses are the EliteDesigns courses for National and New York. The second course is the Fundamentals of Deferred Annuities.

© 2011 StoneRiver, Inc. All rights reserved. StoneRiver is a trademark of StoneRiver, Inc. - Version: 2.7.8.1

Home | Contact Us | About Us | Terms of Service | Logout

Trax

Welcome
Amy Chandler

- Add Product Training
- Producer Status
- State Suitability Training
- Universal Annuities Training
- Optional Insurance CE
- My Account
- My Certificates
- **Security Benefit Annuity Product Training**
- EliteDesigns Variable Annuity
- EliteDesigns Variable Annuity (New York)
- Fundamentals of Deferred Annuities

Welcome to the RegEd/IRI Annuity Training Platform

The RegEd/IRI Annuity Training Platform contains all of the courses required to satisfy state-mandated suitability training requirements and the carrier-specific training for each participating carrier on one industry-wide platform. Comply with all requirements in three easy steps:

1. Complete your state-mandated suitability training by selecting **State-Mandated Suitability Training**. All state courses will be listed in this catalog. After completing a course, your course completions will be reported to all participating carriers on the platform.
2. Complete carrier-specific courses that are assigned to you. Select **Producer Status** at the left to see any courses already assigned to you. If you do not see any courses from carriers, don't worry. Carriers may assign courses to you at a later date. You will receive an email if a course is assigned to you.
3. Complete optional annuities courses by selecting **Standard Product Training** for additional CE and to meet carrier requirements. Please review the email sent to you by your carrier(s) to determine if you are required to complete these courses for your carrier(s).

Additional Insurance CE Courses, for a discounted rate of **\$6.00** (with included certificate of completion) are also available in the **Optional Insurance CE** section on the left.

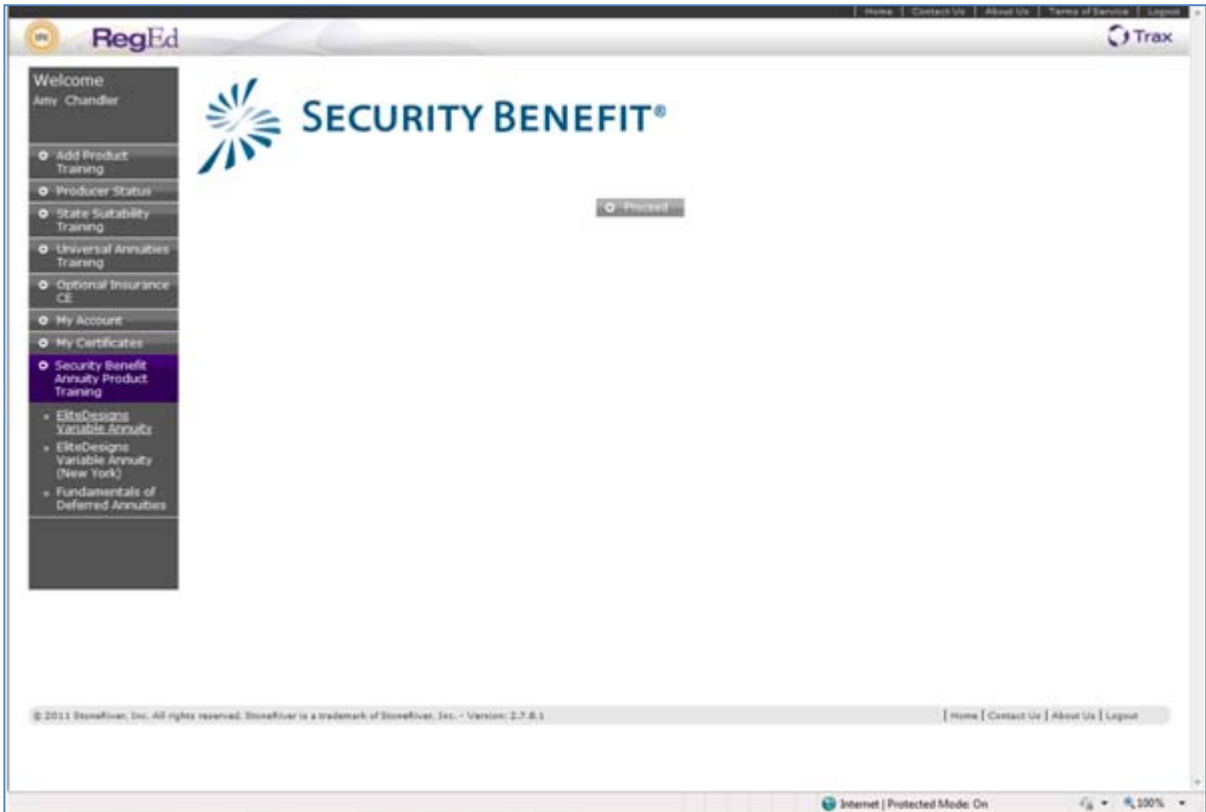
If you have any questions, please contact RegEd Customer Support at 800.334.8322, ext:804 Monday through Friday, 8 am to 4 pm Eastern

© 2011 StoneRiver, Inc. All rights reserved. StoneRiver is a trademark of StoneRiver, Inc. - Version: 2.7.8.1

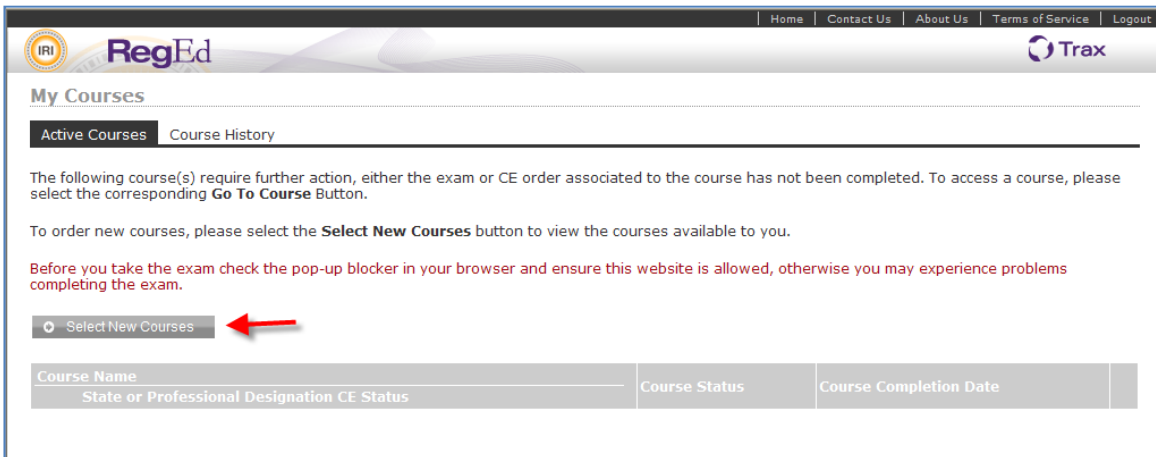
Home | Contact Us | About Us | Logout

Internet | Protected Mode: On

- 1) After selecting the appropriate course from the left-hand menu, select the “Proceed” button.



- 2) On the My Courses screen, select the “Select New Courses” button.



- 3) On the next screen, you will need to select the checkbox to add the appropriate training course to your order and select “Proceed”. There is no cost to you to take the courses.

Available Courses and CE Credit

To receive credit you must select **Add** for the credits desired. If no credits appear, the courses you have completed or ordered are not approved for that state or professional designation. To review your completed order, select **Proceed**.

Search Titles Within List

Add Course	Credits	Price	Requirement Type
<input type="checkbox"/> EliteDesigns® Variable Annuity (115B_03)		\$0.00	Required

© 2011 StoneRiver, Inc. All rights reserved. StoneRiver is a trademark of StoneRiver, Inc. - Version: 3.4.4.5

- 4) Then, on the next screen, for order placement select the “Submit Your Order” button and your course will then be available. There is no cost to you to take the courses.

Enter Payment Information

Please verify your order below. To add more courses or credits, select the **Add More Courses and CE Credits** button below.

When you have verified your order, select the **Submit Your Order** button below.

Item	Credits	Item Price	Requirement Type	Remove Item
EliteDesigns® Variable Annuity (115B_03)		\$0.00	Required	<input type="button" value="Remove"/>
Total:		\$0.00		

Secured by 2011-03-28 ABOUT SSL CERTIFICATES

© 2011 StoneRiver, Inc. All rights reserved. StoneRiver is a trademark of StoneRiver, Inc. - Version: 3.4.4.5

- 5) Now, the course will appear in the “Active Courses” screen and the “Go To Course” option is available to start.

The screenshot displays the 'My Courses' section of the RegEd website. At the top, there are navigation links for Home, Contact Us, About Us, Terms of Service, and Logout. Below the navigation is the RegEd logo and a Trax logo. The main heading is 'My Courses', with sub-headings for 'Active Courses' and 'Course History'. A message states: 'The following course(s) require further action, either the exam or CE order associated to the course has not been completed. To access a course, please select the corresponding Go To Course Button.' Below this, it says: 'To order new courses, please select the Select New Courses button to view the courses available to you.' A red warning message follows: 'Before you take the exam check the pop-up blocker in your browser and ensure this website is allowed, otherwise you may experience problems completing the exam.' A table lists the course details:

Course Name	Course Status	Course Completion Date	
State or Professional Designation CE Status EliteDesigns Variable Annuity (115B_03)	Course Not Started		Go To Course

At the bottom of the page, there is a copyright notice: '© 2011 StoneRiver, Inc. All rights reserved. StoneRiver is a trademark of StoneRiver, Inc. - Version: 3.4.4.2.1' and navigation links for Home, Contact Us, About Us, and Logout.

- 6) Within the Fundamentals of Deferred Annuities course, you have the option to read through the verbiage, page by page, or go directly to the questions at the end by selecting the “Knowledge” button in the lower center of the screen.
- 7) At the end of the test you must “attest” that you have completed the course.
- 8) Return to the main screen to take the next assigned course.

Trouble Shooting Common Issues

1. What if I am unable to login to the RegEd website?
Please be sure you have followed the link provided <https://secure.reged.com/TrainingPlatform/> as some producers may already have a login and password with RegEd, however if it is not for the Training Platform site, you will need to follow the link above and register for the Training Platform site.
2. What if I already have a login and password with RegEd, do I still need to register again?
If you have previously registered with the Training Platform site, then you can use the same login information, however if it was from another component of RegEd, you will need to register again and assign yourself a password prior to completing your training.